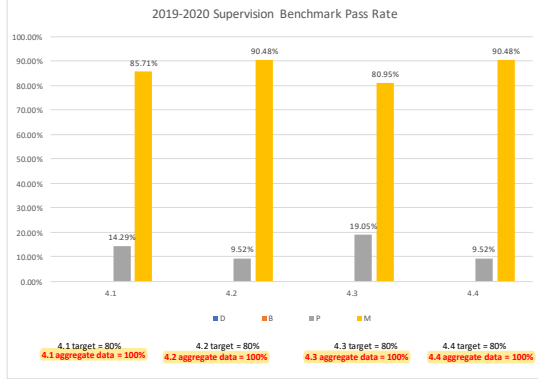


Supervision Benchmark

SLO 1, target 1: 80% of students will score P or M in final semester of MFT 664 on the Evaluation of Students Clinical Skills Rubric: 4.1, 4.2, 4.3 & 4.4

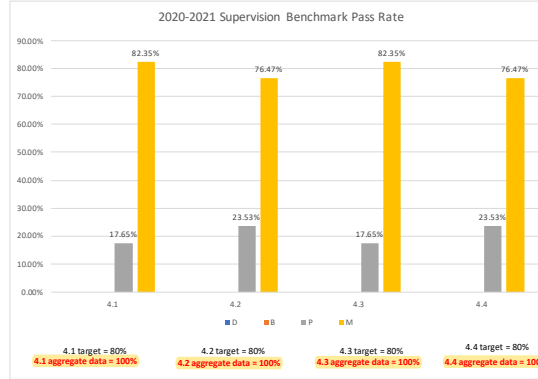
2019-2020					
# of Students	SLO1 Target 1 2019-2020				
	4.1	4.2	4.3	4.4	
D	0	0	0	0	0
B	0	0	0	0	0
P	3	2	4	3	12
M	18	19	17	19	63

2019-2020 %s					
	4.1	4.2	4.3	4.4	
D	0.00%	0.00%	0.00%	0.00%	0.00%
B	0.00%	0.00%	0.00%	0.00%	0.00%
P	14.29%	9.52%	19.05%	9.52%	52.38%
M	85.71%	90.48%	80.95%	90.48%	47.62%



2020-2021					
# of Students	SLO1 Target 1 2020-2021				
	4.1	4.2	4.3	4.4	
D	0	0	0	0	0
B	0	0	0	0	0
P	3	4	3	4	14
M	14	13	14	13	54

2020-2021 %s					
	4.1	4.2	4.3	4.4	
D	0.00%	0.00%	0.00%	0.00%	0.00%
B	0.00%	0.00%	0.00%	0.00%	0.00%
P	17.65%	23.53%	17.65%	23.53%	23.53%
M	82.35%	76.47%	82.35%	76.47%	76.47%



2021-2022					
# of Students	SLO1 Target 1 2021-2022				
	4.1	4.2	4.3	4.4	
D	0	0	0	0	0
B	0	0	0	0	0
P	14	7	10	10	41
M	9	16	13	13	51
In Process	0	0	0	0	0

2021-2022 %s					
	4.1	4.2	4.3	4.4	
D	0.00%	0.00%	0.00%	0.00%	0.00%
B	0.00%	0.00%	0.00%	0.00%	0.00%
P	60.87%	30.43%	43.48%	34.78%	34.78%
M	39.13%	69.57%	56.52%	65.22%	65.22%

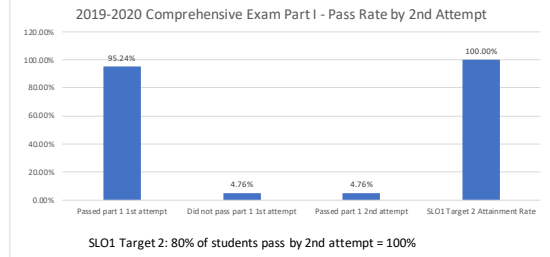


Comprehensive Exam Reporting

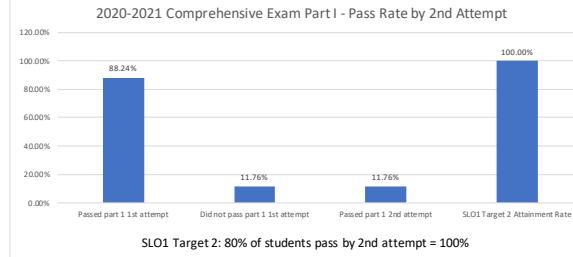
SLO 1, target 2: 80% of students will pass Part 1 of the comprehensive examination by their second attempt.

2019-2022					
	# of Students	Passed part 1 attempt 1	Passed part 2 attempt 2	Total Passed	SLO1 Target 2 Aggregate Data
2019-2020	21	20	1	21	100%
2020-2021	17	15	2	17	100%
2021-2022	21	17	4	21	100%

2019-2020				
	Passed part 1 1st attempt	Did not pass part 1 1st attempt	Passed part 1 2nd attempt	SLO1 Target 2 Aggregate data
Part I	95.24%	4.76%	4.76%	100.00%



2020-2021				
	Passed part 1 1st attempt	Did not pass part 1 1st attempt	Passed part 1 2nd attempt	SLO1 Target 2 Aggregate data
Part I	88.24%	11.76%	11.76%	100.00%



2021-2022				
	Passed part 1 1st attempt	Did not pass part 1 1st attempt	Passed part 1 2nd attempt	SLO1 Target 2 Aggregate data
Part I	80.95%	19.05%	19.05%	100.00%

